

Blockschaltbild
Block Diagram

Grenzwerte
Maximum Ratings

Bezeichnung Description	Symbol Symbol	Wert Value	Einheit Unit
Betriebs- und Lagertemperatur Operation and storage temperature range	T_A, T_{stg}	- 25 ... + 85	°C
Sperrschichttemperatur Junction temperature range	T_j	100	°C
Löttemperatur Lötstelle 2 mm vom Gehäuse; Lötzeit $t \leq 5$ s Soldering temperature soldering joint ≥ 2 mm distance from package, soldering time $t \leq 5$ s	T_s	260	°C
Betriebsspannung Supply voltage	Pin 2 V_{CC}	- 0.3 ... + 6.0	V
Betriebsstrom Supply current	Pin 2 I_{CC}	5	mA
Ausgangsspannung Output voltage	Pin 3 V_Q	- 0.3 ... + 6.0	V
Ausgangsstrom Output current	Pin 3 I_Q	5	mA
Verlustleistung Total power dissipation $T_A \leq 85$ °C	P_{tot}	50	mW

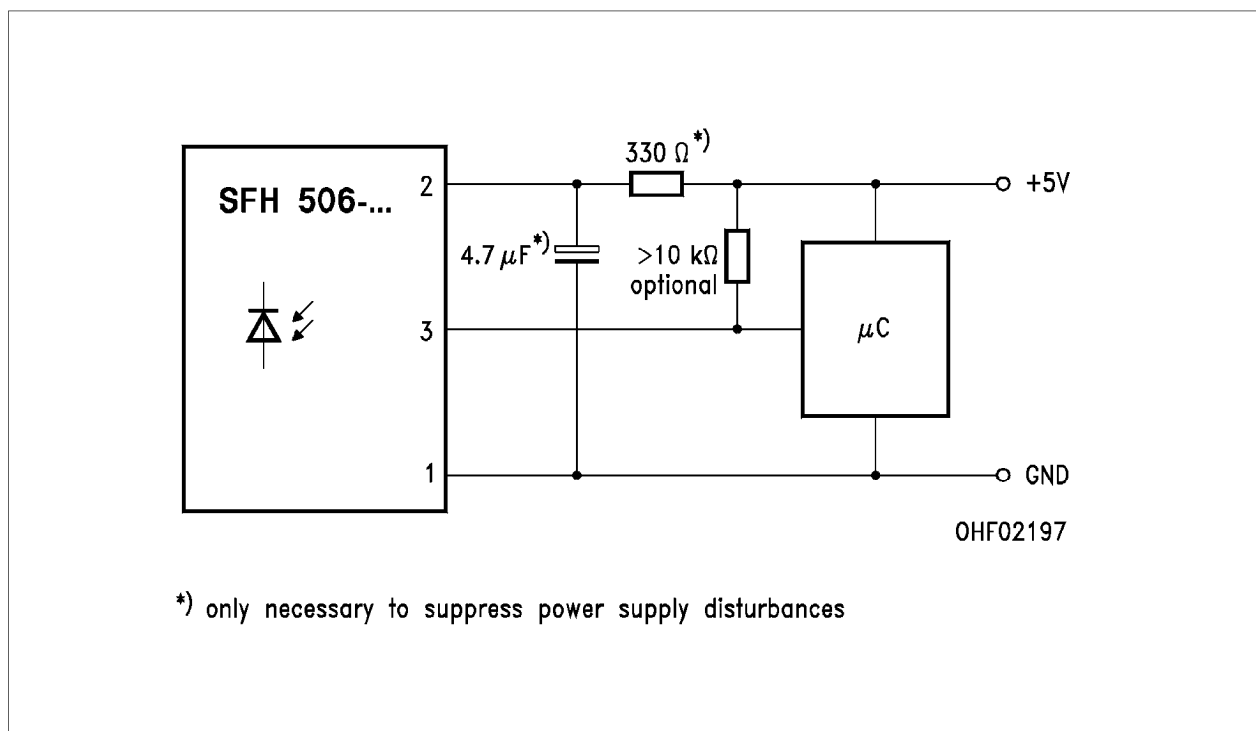
Kennwerte ($T_A = 25\text{ °C}$)

Characteristics

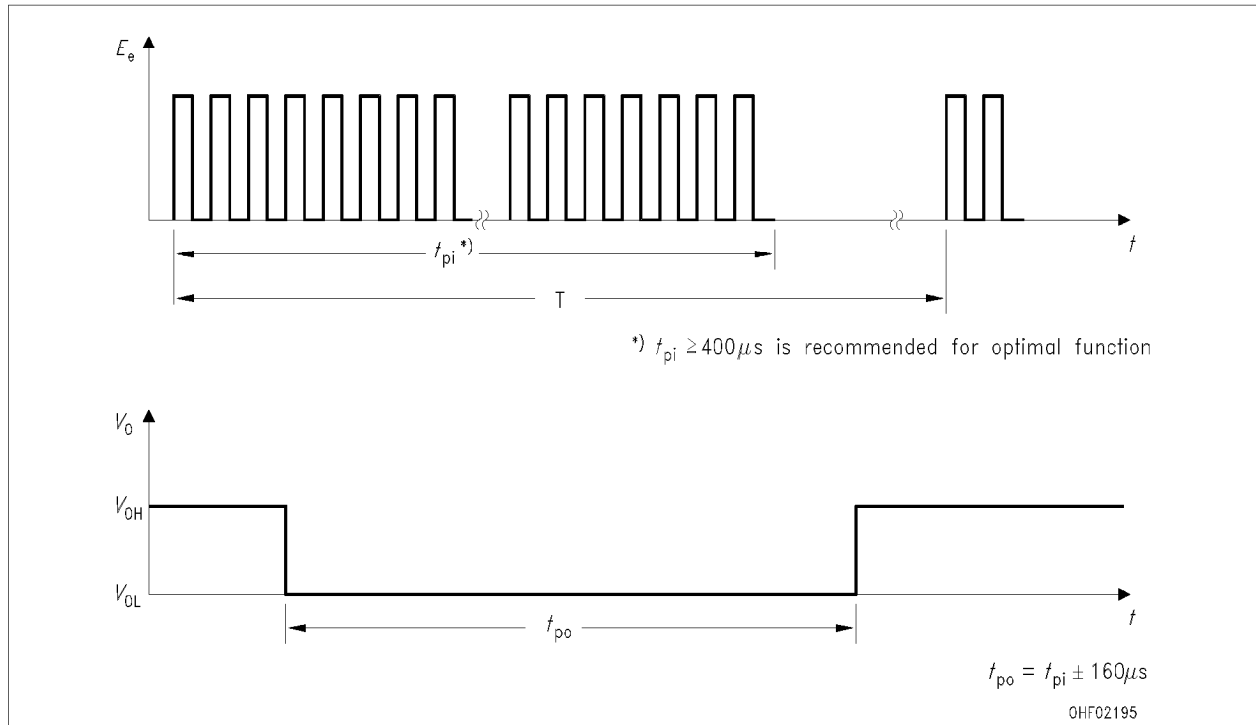
Bezeichnung Description	Symbol Symbol	Wert Value	Einheit Unit
Bestrahlungsstärke (Testsignal, s. Figure 2) Threshold irradiance (test signal, see Fig. 2)	$E_{e\ min}^{1)}$	0.35 typ., 0.5 max.	mW/m^2
$t_{po} = t_{pi} \pm 160\ \mu s$	$E_{e\ max}^{1)}$	20	W/m^2
Wellenlänge der max. Fotoempfindlichkeit Wavelength of max. sensitivity	$\lambda_{s\ max}$	950	nm
Spektraler Bereich der Fotoempfindlichkeit Range of spectral sensitivity $S = 10\ %\ of\ S_{max}$	$\Delta\lambda$	830 ... 1100	nm
Halbwinkel Half angle	φ	± 55	deg.
Stromaufnahme Current consumption $V_s = 5\ V, E_v = 0$ $V_s = 5\ V, E_v = 40\ 000\ lx, sunlight$	Pin 2 I_{CC} I_{CC}	 0.5 1.0	 mA mA
Ausgangsspannung Output voltage $I_Q = 0.5\ mA, E_e = 0.5\ mW/m^2, f = f_0, T_p/T = 0.4$	Pin 3 $V_{Q\ low}$	< 250	mV

1) In Verbindung mit einer typ. SFH 415 bei Betrieb mit $I_F = 1.5\ A$ wird eine Reichweite von ca. 35 m erreicht.

1) Together with an IRED SFH 415 under operation conditions of $I_F = 1.5\ A$ a distance of 35 m is possible.



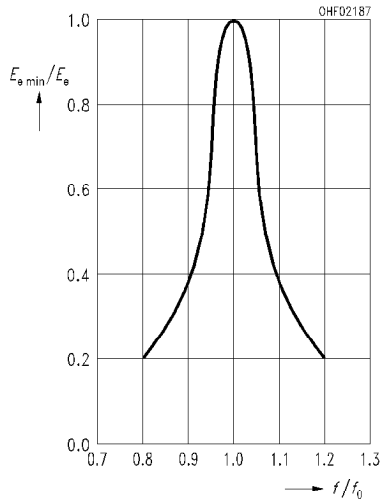
**Figure 1 Externe Beschaltung
External circuit**



**Figure 2 Testsignal
Test signal**

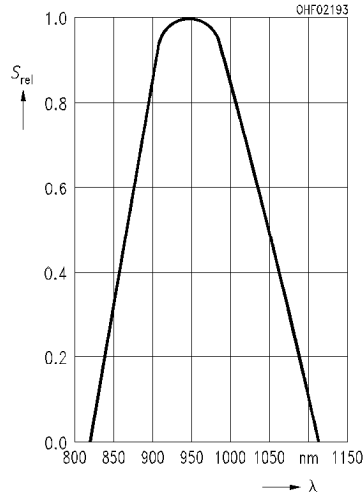
Relative sensitivity

$E_{e \text{ min}}/E_e = f(f/f_0)$



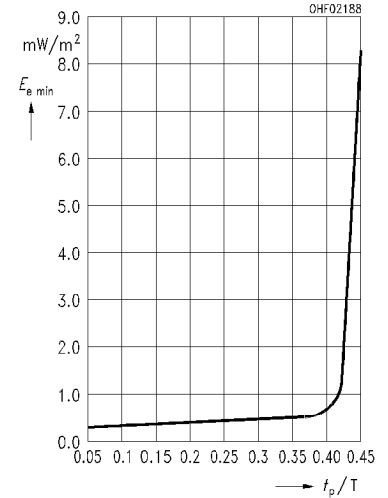
Relative luminous intensity

$S_{\text{rel}} = f(\lambda), T_A = 25 \text{ }^\circ\text{C}$



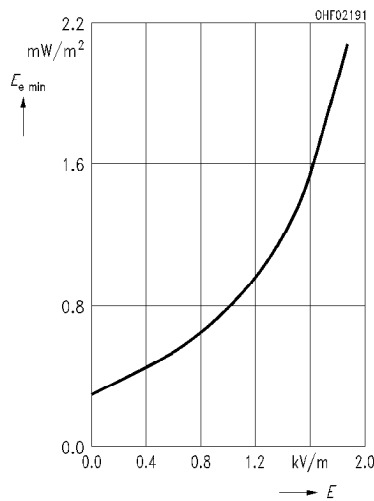
Sensitivity vs. duty cycle

$E_e = f(t_p/T)$



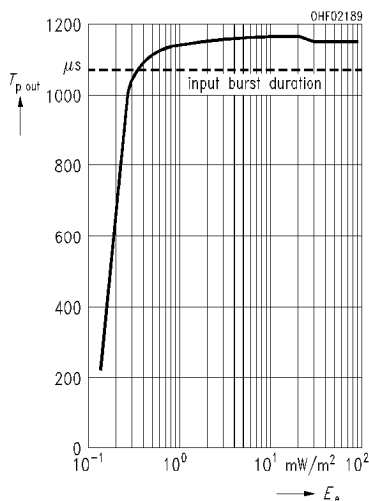
Sensitivity vs. electric field disturbance

$E_{e \text{ min}} = f(E)$, field strength of disturbance, $f = f_0$



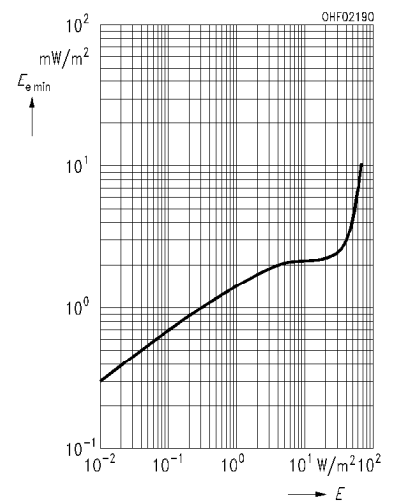
Sensitivity vs. dark ambient

$T_{p \text{ out}} = f(E_e)$
 $\lambda = 950 \text{ nm}$, optical test signal

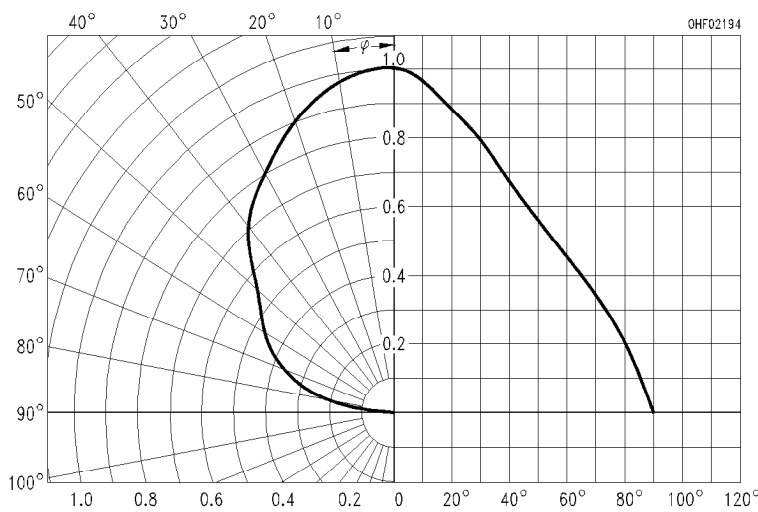


Sensitivity vs. bright ambient

$E_{e \text{ min}} = f(E)$, $\lambda = 950 \text{ nm}$, ambient



Directional characteristics $S_{\text{rel}} = f(\varphi)$



Sensitivity vs. supply voltage disturbances, $E_{e \text{ min}} = f(\Delta V_S \text{ RMS})$

